


SPRING HINGES

GST150 Adjustable Spring Hinge

Features

- Spring loaded for self-closing
- Spring tension adjustable with three steps with a hex key
- Can reduce clearance between door and frame without cutting of door
- Soft-close can be achieved by using spring hinge in combination with door damper / closers, contact your nearest [Gripwell](#) team for assistance
- Passed 500,000 life cycle test

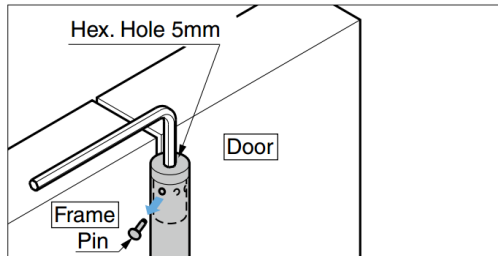


Notes

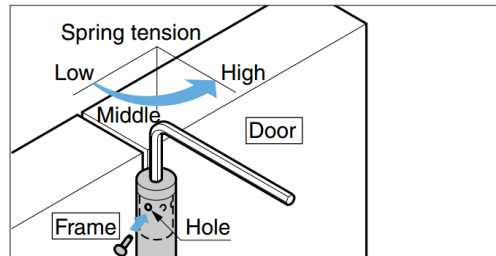
- In event of noise, to apply lubricant to washer and torsion spring

Spring Tension Adjustment

Figure below shows the case of left-hanging.

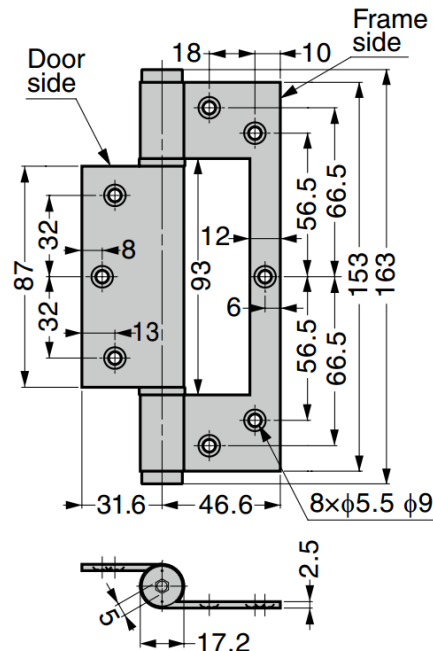
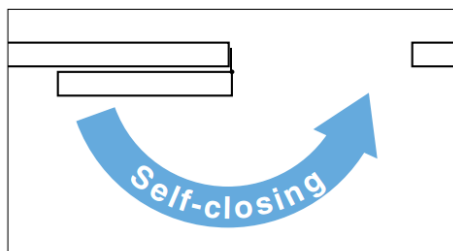
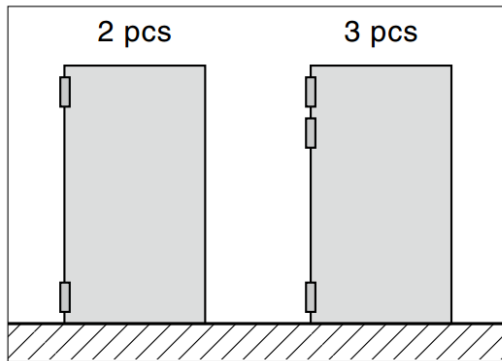


Loosen shaft with a hex key and remove the pin.



Adjust spring tension with three steps. Put the pin to the hole and fix.

Installation



※ The value in case of door width 1000mm or less

Part No.	Material	Finish	※ Load Capacity (2 pcs)		※ Load Capacity (3 pcs)	
GST150-6314-05	Stainless Steel 304	Plain	400 N	40 kg	600 N	60 kg